




OIL & GAS REGULATORY AUTHORITY

OGRA-10-11(8)/2016
September 20, 2017

Managing Director
Pakistan State Oil Limited,
PSO House, Khayaban-e-Iqbal,
Clifton, Karachi.

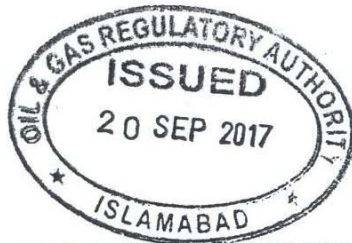
Subject: **Determination of Re-gasified Liquefied Natural Gas (RLNG) Revised Actual Prices for the Months of February and March, 2017**

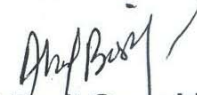
Dear Sir,


(Reference PSO letter No. OGRA/LNG/290517 and EETL letter No. Nil dated May 29, 2017 and July 27, 2017, on the above subject whereby revised actual prices for the months of February and March, 2017 respectively have been computed.

2. RLNG actual prices for the months of February and March, 2017 are enclosed with this letter as **Annex-I**.

Regards,




(Abdul Basit Qureshi)
Registrar
(For and on behalf of the Authority)

o/c

C.c:

- | |
|---|
| 1. Managing Director,
SSGCL, St-4-B, Block 14,
Sir Shah Suleman Road,
Gulshan-e-Iqbal, Karachi. |
| 2. Managing Director,
SNGPL, 21-Kashmir Road,
Gas House, Lahore. |

Computation of RLNG Price

Sr. #	Particulars	Revised Actual			
		Feb-17		Mar-17	
		At Transmission	At Distribution	At Transmission	At Distribution
Quantitative Data (MMBtu)					
i	No of Cargos	6		6	
ii	Quantity Received (MMBtu)	19423511		19440038	
iii	Retainage @0.63%, 0.56% respectively	122,368	122,368	108,864	108,864
iv	Quantity Delivered at Terminal	19,301,143	19,301,143	19,331,174	19,331,174
v	Transmission losses@ 0.17 %, T&D losses @ 9.21%	32,812	1,777,635	32,863	1,780,401
vi	% age unit lost till delivery point	0.80%	9.78%	0.73%	9.72%
RLNG Price Computation (US \$/MMBtu)					
i	LNG Price (DES)	7.1910	7.1910	7.5472	7.5472
ii	PSO's other imports related actual costs	0.0441	0.0441	0.0415	0.0415
iii	PSO margin	0.1798	0.1798	0.1887	0.1887
iv	Terminal Charges	0.4300	0.4300	0.4200	0.4200
v	RLNG Cost	7.8449	7.8449	8.1974	8.1974
vi	Volume on account of Retainage, T/T&D losses adjusted for recovery through RLNG volume delivered	0.0632	0.8506	0.0602	0.8824
vii	LSA Management Fee	0.0250	0.0250	0.0250	0.0250
viii	Cost of supply of SSGCL	0.2455	0.2455	0.2454	0.2454
ix	Cost of supply of SNGPL	0.5724	0.5724	0.5724	0.5724
	Total RLNG Price without GST	8.7510	9.5384	9.1004	9.9226

- i PSO has provided the actual LNG DES prices for the months February 2017 and March, 2017 as per supplier invoices.
- ii Actual PSO Import Related Cost has also been provided for the months February 2017 and March, 2017 .
- iii Actual PSO margin has been determined @ 2.5% of Actual DES price in accordance with ECC decision dated 14.6.2016.
- iv Actual Terminal Charges as per LSA/ECC decision provided by PSO,SSGCL and EETL.
- v RLNG Cost includes LNG DES Price, PSO's other imports related actual costs,PSO margin and Terminal Charges.
- vi The volume in respect of Retainage, T/T&D losses adjusted for recovery through RLNG volume delivered. For distribution T&D losses @ 9.21% is applicable and for Transmission it is 0.17% is applicable.
- vii SSGCL Margin for LSA Management @0.025 \$ / MMBTU as per ECC decision dated 14-6-2016.
- viii Average cost of supply for FY 2016-17 has been taken on provisional basis which shall be finalized after FRR FY 2016-17.
- ix Average cost of supply for FY 2016-17 has been taken on provisional basis which shall be finalized after FRR FY 2016-17.
- x The above prices have been computed on the basis of data provided by M/s PSO. The parties (SNGPL, SSGCL & PSO) shall scrutinize the same on the basis of evidences before making payments as per their mutual agreements.